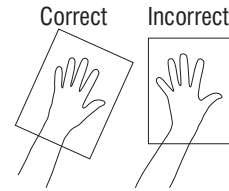


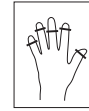


**REQUIRED in conjunction with HAND MEASUREMENT CHART • Position and trace patient's hand within outline**

Patient \_\_\_\_\_ Date \_\_\_\_\_



If the glove is to have open finger tips, mark the desired ends of the fingers on the tracing with tic marks.



Please do not send a hand tracing without a scale

0.8x4.00

Draw a 3-inch long line in this box

PLEASE DO NOT WRITE IN MARGINS

PLEASE DO NOT WRITE IN MARGINS

Take measurements a-i on the Hand Measurement Chart from the hand tracing.

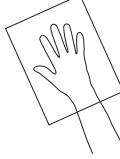
Place wrist crease on this line

**REQUIRED in conjunction with HAND MEASUREMENT CHART • Position and trace patient's hand within outline**

Patient \_\_\_\_\_ Date \_\_\_\_\_

0.8x4.00

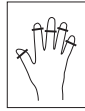
Correct



Incorrect




If the glove is to have open finger tips, mark the desired ends of the fingers on the tracing with tic marks.



Draw a 3-inch long line in this box

PLEASE DO NOT WRITE IN MARGINS  
Please do not send a hand tracing without a scale



Take measurements  
a-i on the Hand  
Measurement Chart  
from the hand tracing.

Place wrist crease on this line

PLEASE DO NOT WRITE IN MARGINS